

Scaled data based on original data using
LM-79-08 Approved Method: Electrical and Photometric Measurements of Solid-
State Lighting Products

Test Report Prepared for
Cooper Lighting Solutions
(formerly Eaton)

Brand: McGRAW-EDISON

Report Number: P200259

Luminaire Tested: **GWC-AF-01-LED-E1-RW-7050-600**

Issue Date: 3/3/2020

Test Information

Test Method: LM-79-08
Report Number: P200259
TEST IS SCALED FROM IESNA LM-79-08 TEST DATA (P24166)
Test Lab: INNOVATION CENTER P2
Issue Date: 3/3/2020
Manufacturer: COOPER LIGHTING SOLUTIONS (FORMERLY EATON)
Product Line: MCGRAW-EDISON
Catalog Number: GWC-AF-01-LED-E1-RW-7050-600
Description: GALLEON WALL LUMINAIRE
(1) 70 CRI, 5000K, 615mA LIGHTSQUARE WITH 16 LEDS EACH AND RECTANGULAR WIDE OPTICS
Light Source: -
Ballast/Driver: ELECTRONIC DRIVER

Summary

Lumens per Lamp: N/A
Luminaire Lumens: 4281 lumens
Efficiency: N/A
Efficacy: 125.9 lumens/watt
Luminous Opening: Rectangular (W 0.5' x L: 0.5' x H: 0')
IES Classification: Type II - Medium - Full Cutoff
BUG Rating: B2 - U0 - G2

Input Watts (W): 34
Input Voltage (V): NR
Input Current (Ain): NR
Voltage Rise (V): NR
Power Factor: NR
Total Harmonic Distortion (THDi): NR
Frequency (hertz): 60
Stabilization Time: NR
Operation Time: NR
Ambient Temperature (°C): NR
Test Distance: 25 FT

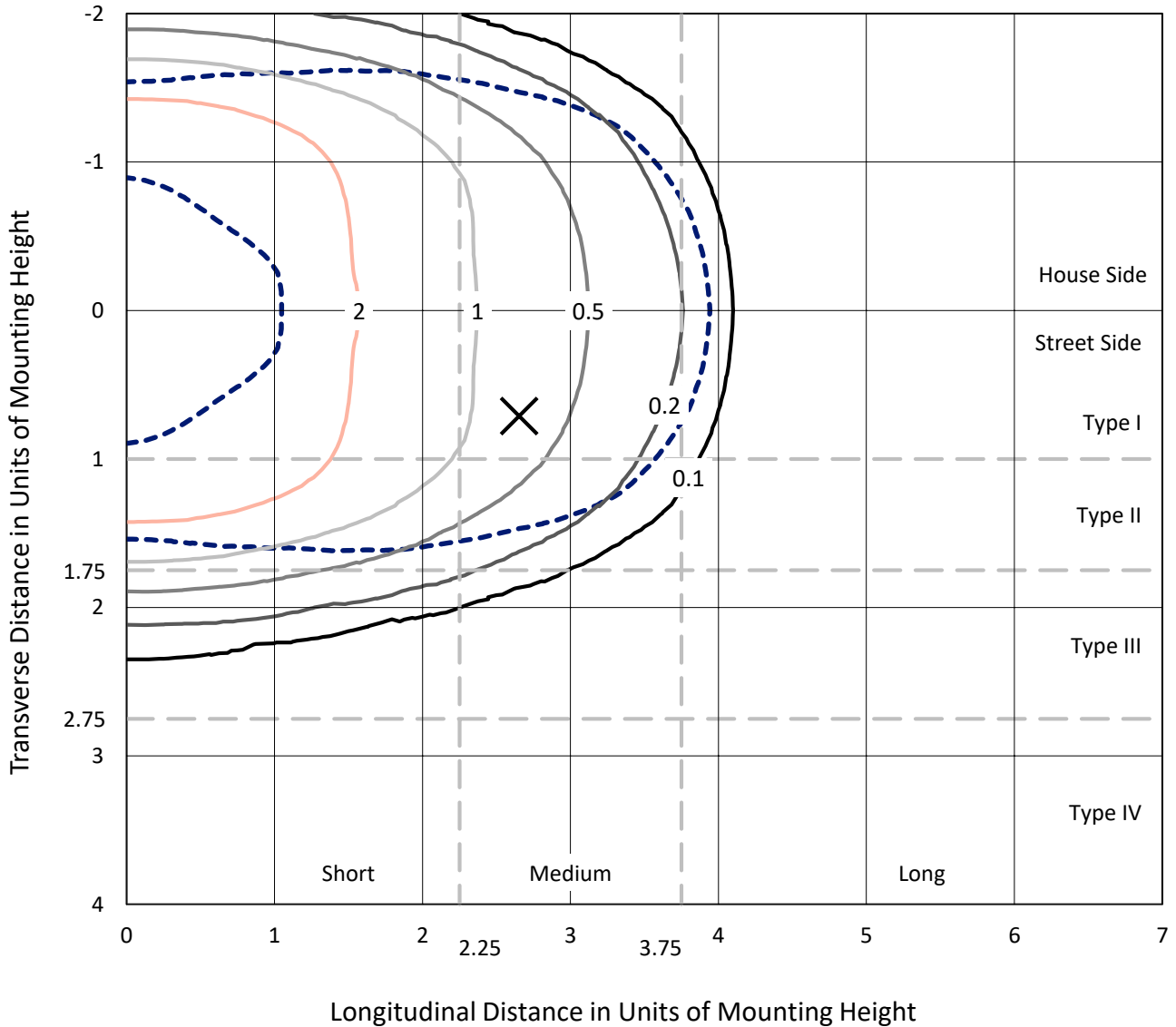


REPORT NUMBER: P200259

CATALOG NUMBER: GWC-AF-01-LED-E1-RW-7050-600

Iso-Footcandle Lines of Horizontal Illumination

× Max cd
 - - - 1/2 Max cd

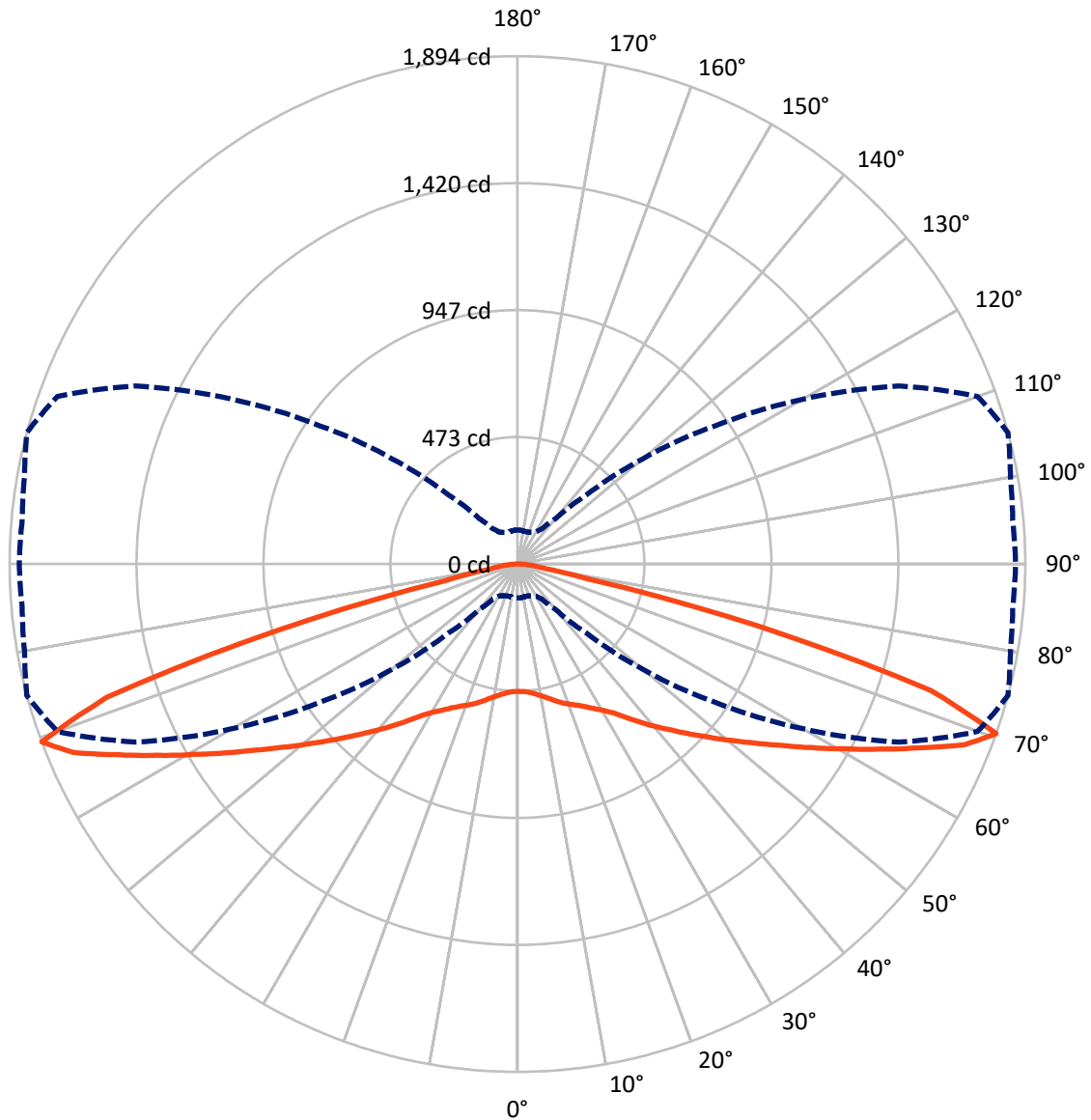


Based on 10 foot mounting height. Maximum calculated value = 4.8 fc
 Type II - Medium - Full Cutoff

REPORT NUMBER: P200259

CATALOG NUMBER: GWC-AF-01-LED-E1-RW-7050-600

Luminous Intensity Polar Plot



— Vertical Plane Through 75-Deg Lateral - - - Horizontal Cone Through 70-Deg Vertical

REPORT NUMBER: P200259

CATALOG NUMBER: GWC-AF-01-LED-E1-RW-7050-600

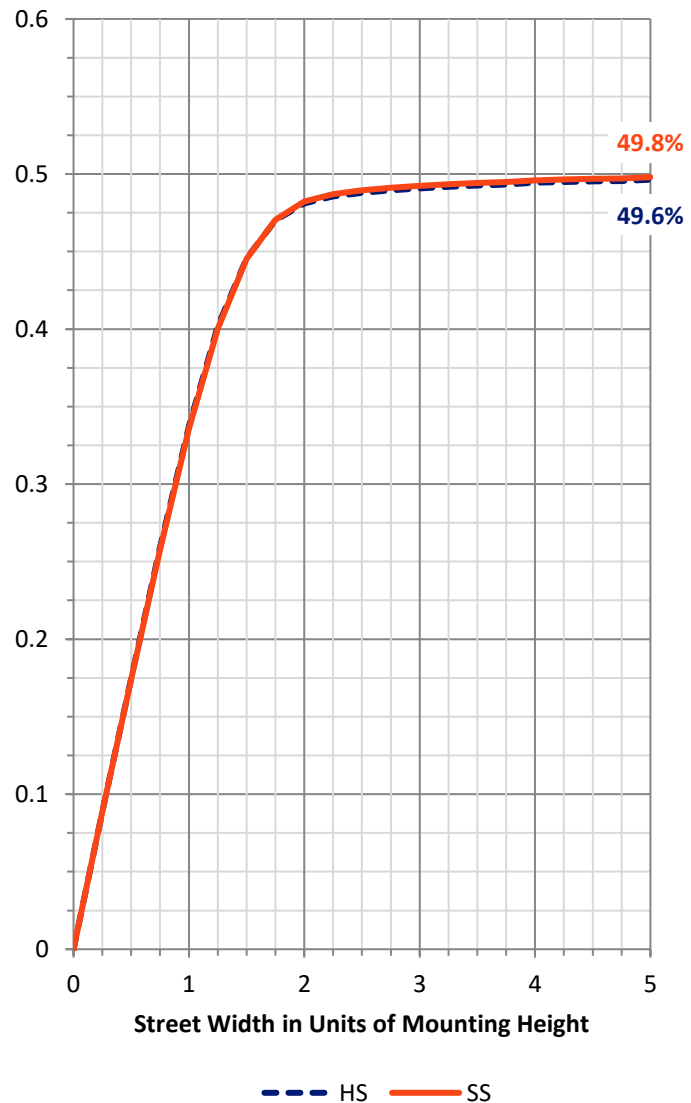
FLUX DISTRIBUTION:

		Downward	Upward	Total
House Side	Lumens	2140.5	0.0	2140.5
	% Fixture	50.0	0.0	50.0
Street Side	Lumens	2140.5	0.0	2140.5
	% Fixture	50.0	0.0	50.0
Total	Lumens	4281.0	0.0	4281.0
	% Fixture	100.0	0.0	100.0

Coefficient of Utilization

ZONAL LUMENS:

Zone	Lumens	% Fixture
0°-10°	45.5	1.1
10°-20°	141.5	3.3
20°-30°	266.3	6.2
30°-40°	471.6	11.0
40°-50°	788.7	18.4
50°-60°	1099.1	25.7
60°-70°	1019.2	23.8
70°-80°	406.2	9.5
80°-90°	42.7	1.0
90°-100°	0.0	0.0
100°-110°	0.0	0.0
110°-120°	0.0	0.0
120°-130°	0.0	0.0
130°-140°	0.0	0.0
140°-150°	0.0	0.0
150°-160°	0.0	0.0
160°-170°	0.0	0.0
170°-180°	0.0	0.0
0°-90°	4281.0	100.0
0°-180°	4281.0	100.0



REPORT NUMBER: P200259

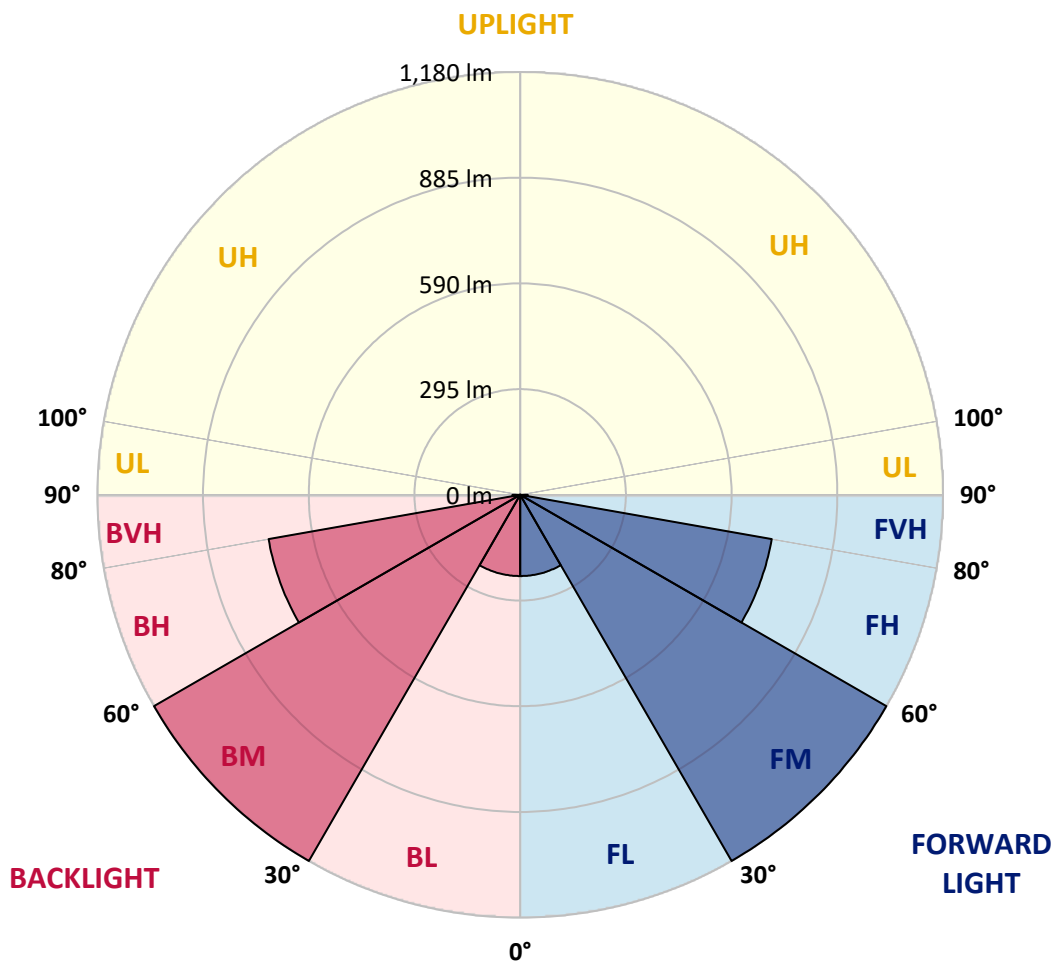
CATALOG NUMBER: GWC-AF-01-LED-E1-RW-7050-600

LUMINAIRE CLASSIFICATION SYSTEM LUMEN TABLE AND BUG RATING:

Zone		Lumens	% Fixture	Zone Rating/Lumen Limit		
				B	U	G
FL	(0°-30°)	226.7	5.3			
FM	(30°-60°)	1179.7	27.6			
FH	(60°-80°)	712.7	16.6			G1/1800
FVH	(80°-90°)	21.3	0.5			G1/100
BL	(0°-30°)	226.7	5.3	B1/500		
BM	(30°-60°)	1179.7	27.6	B2/2500		
BH	(60°-80°)	712.7	16.6	B2/1000		G2/1000
BVH	(80°-90°)	21.3	0.5			G1/100
UL	(90°-100°)	0.0	0.0		U0/0	
UH	(100°-180°)	0.0	0.0		U0/0	

BUG Rating: B2-U0-G2

Type II Medium





REPORT NUMBER: P200259

CATALOG NUMBER: GWC-AF-01-LED-E1-RW-7050-600

CANDELA DISTRIBUTION (FULL):

	0°	5°	10°	15°	20°	25°	30°	35°	40°	45°	50°
0°	474.9	474.9	474.9	474.9	474.9	474.9	474.9	474.9	474.9	474.9	474.9
2.5°	474.1	473.6	474.1	473.9	474.3	474.3	474.7	475.5	475.5	476.1	475.9
5°	469.4	469.2	469.8	470.4	471.0	472.2	473.4	475.3	476.7	477.7	478.7
7.5°	460.3	460.3	461.1	462.5	463.9	466.6	469.4	473.0	476.7	479.7	482.3
10°	452.8	453.2	454.2	456.7	459.1	463.1	467.0	472.2	477.3	482.3	486.4
12.5°	448.4	449.0	450.8	454.4	458.5	463.9	469.8	476.5	482.1	488.2	492.3
15°	449.8	450.2	452.8	457.3	462.5	469.4	477.3	485.2	491.9	498.3	503.8
17.5°	457.7	458.3	461.3	466.4	471.8	479.9	488.4	497.3	505.6	512.9	519.6
20°	471.8	472.4	476.3	481.7	488.2	496.5	505.0	514.3	523.6	531.3	538.8
22.5°	491.9	492.9	496.5	502.0	509.3	518.2	528.3	538.2	547.1	554.2	560.9
25°	518.2	520.4	523.8	529.9	537.6	545.7	556.6	566.7	575.2	581.9	586.7
27.5°	555.4	558.4	561.1	566.9	574.4	582.1	593.0	601.9	610.0	616.5	620.1
30°	604.8	607.8	610.4	616.1	623.0	630.3	640.6	648.5	653.5	658.6	658.4
32.5°	664.6	667.9	668.9	675.0	682.0	689.9	699.2	703.7	707.7	708.3	704.7
35°	731.6	733.2	737.3	745.4	753.5	759.9	768.8	771.1	771.1	768.0	759.9
37.5°	805.1	806.1	811.7	820.8	829.1	835.8	841.9	846.3	844.1	837.6	824.1
40°	885.6	887.4	895.5	903.6	912.9	919.2	925.6	926.5	924.2	914.7	896.3
42.5°	962.5	964.1	972.2	984.9	997.1	1005.8	1011.8	1013.1	1006.0	997.3	974.4
45°	1028.6	1032.9	1043.4	1058.4	1076.0	1088.3	1096.6	1100.1	1093.8	1082.5	1055.9
47.5°	1081.0	1085.3	1100.3	1118.1	1139.9	1159.9	1173.7	1181.0	1179.4	1170.9	1141.9
50°	1119.5	1123.5	1139.7	1161.6	1187.1	1211.9	1235.4	1252.8	1258.9	1255.0	1228.5
52.5°	1123.9	1130.6	1149.6	1179.0	1212.1	1246.1	1279.5	1309.1	1329.1	1332.1	1312.5
55°	1061.8	1068.5	1094.8	1138.3	1187.7	1243.1	1296.5	1346.3	1385.7	1406.0	1395.7
57.5°	915.3	927.3	955.0	1006.0	1078.6	1161.6	1246.7	1335.2	1415.5	1469.1	1479.4
60°	701.5	715.6	743.6	797.8	878.7	977.6	1091.4	1222.1	1363.9	1484.5	1556.5
62.5°	450.0	463.3	492.7	539.8	605.8	713.0	835.0	990.2	1180.8	1371.2	1542.7
65°	231.3	238.5	253.9	282.4	333.8	414.0	523.4	678.2	896.1	1131.0	1379.1
67.5°	146.5	147.9	151.3	155.4	168.5	196.3	247.2	343.8	523.0	768.0	1058.4
70°	126.7	126.7	125.0	124.4	126.1	129.9	137.8	160.2	220.7	364.6	610.4
72.5°	115.9	114.7	111.9	109.7	109.3	109.3	110.9	114.3	124.0	148.5	238.9
75°	106.8	103.4	99.5	96.9	95.9	94.9	94.7	95.3	97.3	101.2	114.1
77.5°	95.7	91.2	86.8	84.2	83.0	81.5	80.3	78.9	77.9	79.1	84.8
80°	82.3	77.3	73.8	72.2	71.0	69.0	66.4	63.9	61.7	61.3	64.7
82.5°	66.4	60.5	60.7	61.3	59.1	56.2	53.4	50.8	46.9	44.9	46.9
85°	53.6	50.6	49.2	53.0	49.8	45.5	41.1	36.4	30.3	25.5	27.7
87.5°	20.8	20.8	31.2	48.0	43.1	35.2	30.1	25.7	16.0	12.3	12.5
90°	0.0	0.0	0.0	0.0	0.0	0.0	0.0	0.0	0.0	0.0	0.0



REPORT NUMBER: P200259

CATALOG NUMBER: GWC-AF-01-LED-E1-RW-7050-600

CANDELA DISTRIBUTION (continued):

	55°	60°	65°	70°	75°	80°	85°	90°
0°	474.9	474.9	474.9	474.9	474.9	474.9	474.9	474.9
2.5°	475.7	476.1	475.9	475.7	475.7	475.5	475.7	475.7
5°	479.3	480.3	480.3	480.7	480.7	480.9	481.1	480.9
7.5°	484.8	486.6	487.8	489.2	489.4	489.6	490.0	489.6
10°	490.2	493.9	496.5	499.1	500.4	500.8	501.2	501.2
12.5°	497.1	502.2	506.8	511.5	513.7	514.9	514.9	515.7
15°	508.4	513.5	519.0	525.2	529.1	531.1	531.7	531.7
17.5°	524.4	528.9	533.5	539.6	544.5	547.1	547.7	547.5
20°	543.0	547.3	549.9	553.8	558.0	561.1	561.9	561.9
22.5°	564.3	566.7	567.1	568.3	571.8	575.8	577.6	578.0
25°	587.8	588.4	586.7	586.7	589.0	592.8	594.6	594.8
27.5°	618.1	615.1	611.0	609.6	611.0	615.5	617.7	618.5
30°	655.9	648.7	639.4	634.3	633.5	639.4	643.4	644.0
32.5°	699.2	688.7	676.4	666.1	663.4	667.1	671.9	671.7
35°	750.6	738.1	723.1	710.0	703.9	707.5	714.4	715.2
37.5°	809.9	793.5	776.3	759.7	750.2	751.2	758.5	761.0
40°	876.1	854.8	833.2	810.9	797.4	794.7	803.6	805.1
42.5°	946.9	919.6	892.3	864.7	847.3	843.3	853.6	853.0
45°	1022.4	987.6	955.6	925.2	904.6	898.5	907.0	907.0
47.5°	1103.5	1060.6	1022.6	988.2	965.7	957.0	965.1	965.7
50°	1189.5	1144.0	1099.2	1061.0	1034.1	1023.0	1033.5	1035.1
52.5°	1275.1	1230.8	1185.6	1141.9	1109.4	1095.8	1107.9	1113.2
55°	1361.9	1318.4	1275.3	1232.6	1193.9	1178.0	1190.9	1197.6
57.5°	1453.5	1413.3	1372.2	1329.1	1291.9	1267.0	1280.7	1289.6
60°	1561.0	1526.6	1483.9	1436.3	1398.7	1373.4	1381.3	1389.2
62.5°	1645.9	1659.3	1623.1	1568.0	1519.7	1487.3	1495.0	1503.3
65°	1604.9	1741.8	1774.0	1718.4	1651.4	1601.0	1597.8	1602.0
67.5°	1341.4	1607.5	1801.5	1854.5	1798.5	1728.5	1715.5	1721.8
70°	897.3	1228.7	1571.1	1826.0	1893.8	1866.7	1853.9	1857.8
72.5°	431.0	715.6	1065.9	1404.8	1611.1	1705.8	1736.2	1750.9
75°	157.6	284.1	513.7	774.1	934.6	1081.8	1178.0	1217.2
77.5°	95.1	114.7	164.1	247.0	279.8	313.2	300.3	306.7
80°	70.4	79.5	90.0	101.2	104.8	104.8	100.8	97.5
82.5°	49.4	55.2	60.3	66.4	68.0	64.9	53.4	42.5
85°	31.8	34.4	36.6	40.5	39.5	37.6	25.3	22.5
87.5°	14.6	16.6	17.4	19.2	18.4	17.6	12.5	10.5
90°	0.0	0.0	0.0	0.0	0.0	0.0	0.0	0.0

(END OF REPORT)